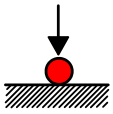




Hello,



Here

is a categorising



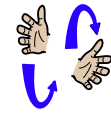
activity

you can try at



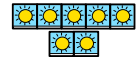
home

relating to the



signs

of the



week

1



1. Print

2



2 pages



of pictures

+

and the

2



two categories.

2



2. Cut out the

12



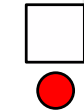
12 pictures.

3



3. Put

the pictures



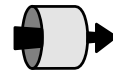
under the



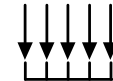
correct category.




Review;



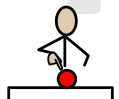
go through



each one



explaining



what it is.



Feel



free

to



share

a



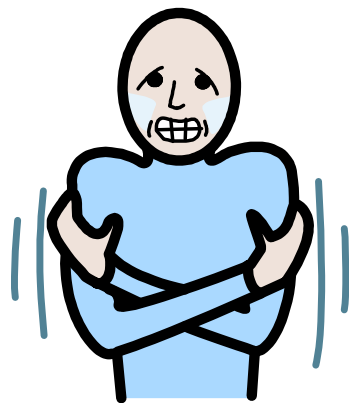
photo

with us on twitter or




email.


print these and cut out



cold




wet



hot



dry




sunny




snowing

print these and cut out



shorts




t-shirt



coat



gloves



sandals



boots

print. organise cut out symbols into categories.



summer



winter